



Transforming Lives™


How to Use The WellGrip™ Handle Gripping Accessory

The left hand grip is shown; the right hand grip works in a similar manner.

1

Push WellGrip down handlebar until it stops at curve.


Align with user.



Center buckle over slot in rubber hilt and pull strap 1 tightly.

2


Insert user's hand.



Snug strap 2.

3

Wrap finger flap around fingers and snug strap 3 up and over away from wrist.



Note: Straps 2 and 3 should be secure, but do not need to be tight to be effective. Strap 1 must be tight to lock rubber hilt to handlebar and is most effective with buckle over slot.

Materials: Polyester, Nylon, Buna N Rubber, Latex Free

Care Guide: Machine Wash Cold, No Bleach, Tumble Dry Low

CAUTION

Close supervision is required if patient has a disability or medical condition.